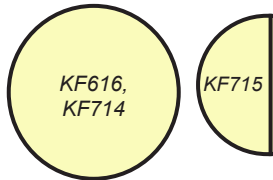


Quantity discounts apply on multiples of the same item

COREDIERITE KILN SHELVES



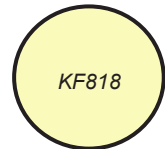
KF616 fits raku kilns. **KF714** & **KF715** fit Skutt 714



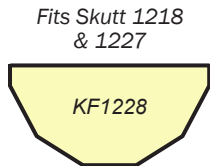
KF614 fits Skutt 609, 614 & Cress FX911

KF10F
KF1224
KF1316
KF1822
KF1824
KF2211

KF0365 fits Firebox 8
KF0365
KF1616
KF1818
KF2020

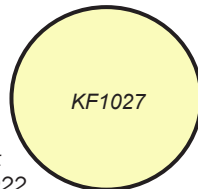


Fits Skutt 818, 818P & Cress FX, FE23, 1814 & Duncan 820



Fits Skutt 1218 & 1227

Fits Skutt 1027, 1022, 1018 & Cress FX, FE27 & Duncan 1029



Kiln Shelves need to be one inch away from sides of kiln, element coils, kiln sitters or thermo-couples. Place witness cones on each shelf level to check for even heat distribution throughout the kiln. High Alumina (HA) shelves use a clay body with a much higher amount of alumina than regular corundite shelves. Alumina makes it more refractory (resistant to high temperatures) and dry-pressed rather than slip cast, which produces a much denser shelf with excellent warp-resistance. NT shelves are brought in from India (no duty) for a more economical alternative.

Hexagon & Round

When you buy ...	1-11 @	12+ @
KF614..... 9¼ x 11¼ x 5/8" Full Hex	\$23.00	
KF616..... 10 x 5/8" Full Round	\$23.00	
KF714..... 13 x 5/8" Full Round	\$34.00	
KF715..... 13 x 6½ x 5/8" Half Round.....	\$23.00	

Square & Rectangle

KF0365..... 7 x 7" (Firebox 8)..... Square	\$23.00
KF1616..... 16 x 16 x 1" Square	\$79.00
KF1617..... 16 x 16 x 5/8" Square	\$52.00
KF1818..... 18 x 18 x 5/8" Square	\$61.00
KF2020..... 20 x 20 x 5/8" Square	\$77.00
KF10F 8 x 9 x ½" Rectangle.....	\$23.00
KF1224..... 12 x 24 x 1" Rectangle.....	\$86.00
KF1225..... 12 x 24 x 5/8" Rectangle.....	\$56.00
KF2211..... 22 x 11 x 5/8" Rectangle.....	\$50.00

For Eight-Sided

KF818HA 15½ x 5/8" Full	\$38.00	\$32.30
KF818NT 15½ x 5/8" Full	\$32.00	\$27.20
KF819HA 15½ x 7½ x 5/8" Half.....	\$24.00	\$20.40
KF819NT 15½ x 5/8" Half.....	\$17.00	\$14.45

For Ten-Sided

KF1027HA... 21¾ x ¾" Full	\$75.00	
KF1027NT... 21¾ x ¾" Full	\$55.00	
KF1028HA... 21 x 10½ x 5/8" Half.....	\$40.00	\$34.00
KF1028NT... 21¾ x ¾" Half.....	\$32.00	\$27.20
KF1029..... 22" x 10½" x 1"..... Half.....	\$55.00	\$46.75
KF1031..... 20" x 9½" x 5/8" Half.....	\$38.00	

For Twelve-Sided

KF1227HA... 26½ x 13¼ x ¾" Half.....	\$60.00	\$51.00
KF1227NT... 26½ x 13¼ x ¾" Half.....	\$45.00	\$38.35
KF1228..... 26 x 13 x 1" Half.....	\$80.00	

KILN WASH

A protective coating for kiln shelves that may catch glaze drips during firing. Kiln shelves are made of a porous refractory material. If melted glaze drips onto the shelf it may "glue" wares to the shelf, ruining both. Mix dry compound with water to a skim milk consistency and apply with brush to the kiln shelf. Apply several coats, allowing each to dry between coats, until you can't see the color of the shelf through the dry kiln wash. This is the no-crack blend.

When you buy ...	1lb	5lb	10lb	50lb
CH333N.....	\$5.00	\$20.50	\$37.50	\$155.00

KILN SHELF SCRAPER

6" x 3" abrasive brick with plastic handle for cleaning shelves.
KFS.....\$25.95



HOLLOW CORE SHELVES

Full shelves for large kilns can be too heavy to some users – until now. The hollow-celled design reduces the weight by nearly half!

	1-11 @	12+ @
KF1027HE 21 x ¾" Full 10-sided.....	\$100.00	\$85.00
KF1028HE 21 x ¾" Half 10-sided	\$50.00	\$42.50
KF1224H 12 x 24 x 1" Rectangle.....	\$65.00	\$55.25
KF1230HE..... 25½ x ¾" Full 12-sided.....	\$120.00	
KF1227HG..... 26 x 13 x 5/8" Half Round.....	\$80.00	\$68.00